



Buy it for looks. Buy it for life.®

Specifications

SINK DESCRIPTION

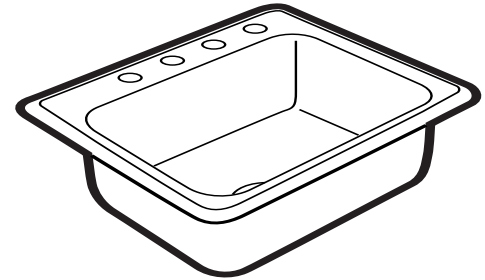
- Manufactured of 20 gauge, type 301 nickel-bearing stainless steel
- The large bowl is a minimum of 21" wide by 16" and is 8" deep
- The sink ledge has four fixture mounting holes, 1-1/2" in diameter and 4" on center
- Has one 3-1/2" diameter recessed drain opening
- Soundshield undercoating maximizes sound deadening and inhibits condensation
- The exposed surfaces are polished to a lustrous satin tone finish
- Includes all necessary mounting hardware

CUT OUT DIMENSIONS

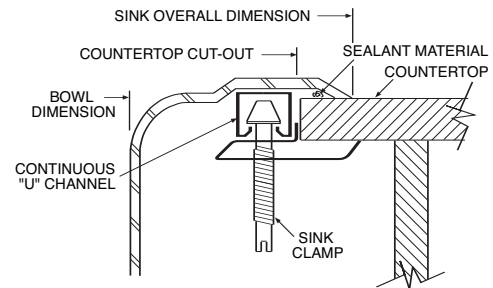
- Cut out dimensions are 24-3/8" x 21-3/8", with a 3/8" corner radius. A tolerance of plus or minus 1/16" is acceptable

WARRANTY

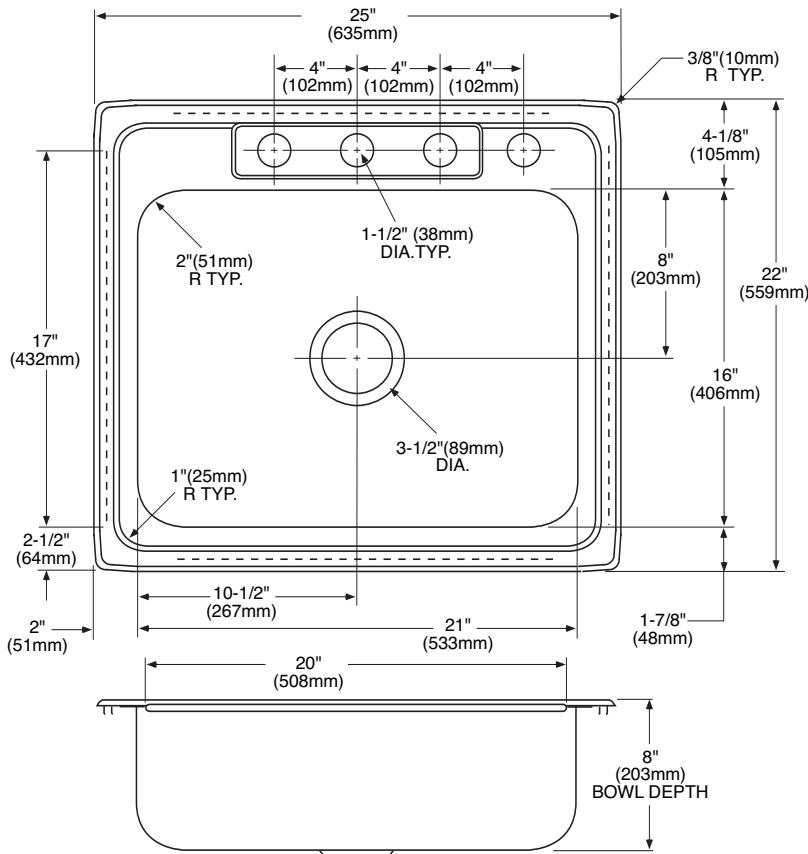
- Warranted for ten years against material or manufacturing defects



Camelot®
Single Bowl Kitchen Sink
Model: 22230
(KD-2522-4-8)



Installation Detail



CRITICAL DIMENSIONS

(DO NOT SCALE)

FOR MORE INFORMATION CALL: 1-800-BUY-MOEN

www.moen.com