



Buy it for looks. Buy it for life.®

# Specifications

## SINK DESCRIPTION

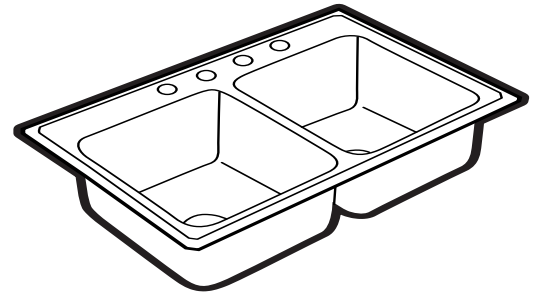
- Manufactured of 22 gauge, type 301 nickel-bearing stainless steel
- Two bowls are 14" x 16" x 7-1/4"
- The sink ledge has four fixture mounting holes, 1-1/2" in diameter and 4" on center
- Has two 3-1/2" diameter recessed drain openings
- Soundshield undercoating maximizes sound deadening and inhibits condensation
- The exposed surfaces are polished to a lustrous satin tone finish
- Includes all necessary mounting hardware

## CUT OUT DIMENSIONS

- Cut out dimensions are 32-3/8" x 21-3/8", with a 1-1/2" corner radius. A tolerance of plus or minus 1/16" is acceptable

## WARRANTY

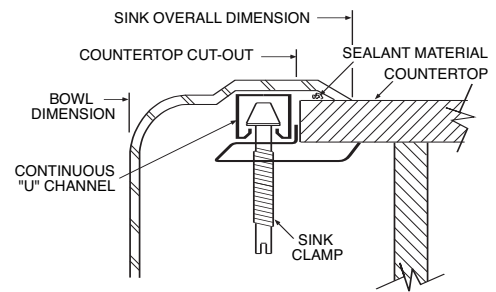
- Warranted for five years against material or manufacturing defects



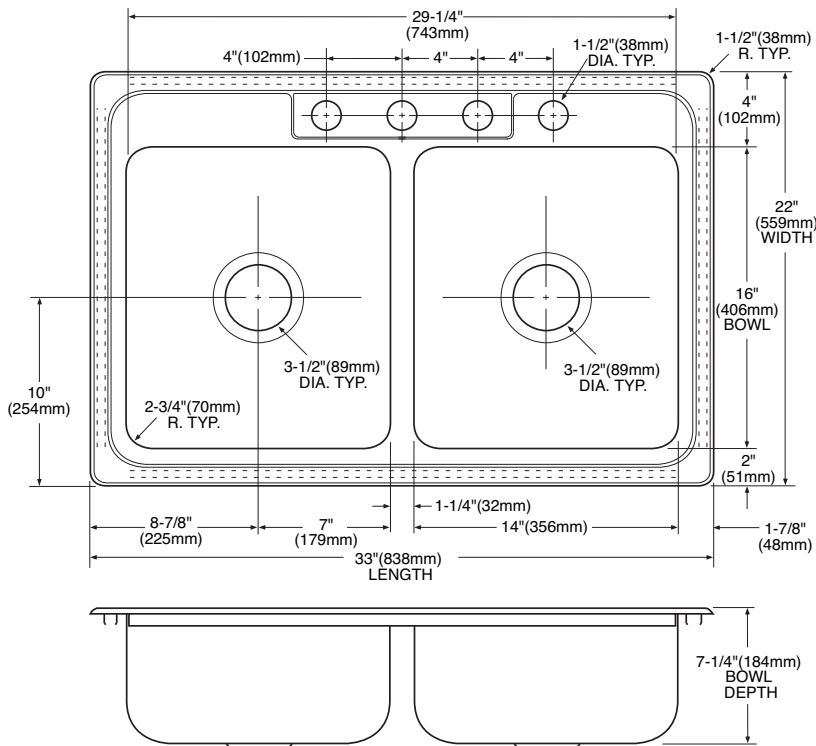
## Excalibur® Double Bowl Kitchen Sink

Model: 22821

(EDED-3322-4-7.25)



## Installation Detail



## CRITICAL DIMENSIONS

(DO NOT SCALE)

FOR MORE INFORMATION CALL: 1-800-BUY-MOEN

www.moen.com